

Microequities Value Income Fund

ARSN 629 674 175

**Annual report
For the year ended June 30, 2024**

Microequities Value Income Fund

ARSN 629 674 175

Annual report For the year ended June 30, 2024

Contents	Page
Directors' report	2
Auditor's independence declaration	5
Statement of comprehensive income	6
Statement of financial position	7
Statement of changes in equity	8
Statement of cash flows	9
Notes to the financial statements	10
Directors' declaration	24
Independent auditor's report to the unitholders of Microequities Value Income Fund	25

These financial statements cover Microequities Value Income Fund as an individual entity.

The Responsible Entity of Microequities Value Income Fund is The Trust Company (RE Services) Limited (ABN 45 003 278 831) (AFSL 235150). The Responsible Entity's registered office is Level 18 Angel Place, 123 Pitt Street, Sydney NSW 2000.

Directors' report

The Trust Company (RE Services) Limited (ABN 45 003 278 831) (AFSL 235150) is the responsible entity (the "Responsible Entity") of Microequities Value Income Fund (the "Fund"). The directors of the Responsible Entity (the "Directors") present their report together with the financial statements of the Fund for the year ended June 30, 2024.

Principal Activities

The Fund is a registered managed investment scheme domiciled in Australia.

The Fund invests primarily in ASX listed securities, which at the time of initial investment are generally outside the ASX200 index.

The Fund was constituted on November 9, 2018 and commenced operations on January 31, 2019.

The Fund did not have any employees during the year.

There were no significant changes in the nature of the Fund's activities during the year.

Directors

The Directors of The Trust Company (RE Services) Limited during the year and up to the date of this report are shown below. The Directors were in office for this entire year except where stated otherwise:

Glenn Foster	
Vicki Riggio	
Alexis Dodwell	Appointed as Director November 1, 2023
Phillip Blackmore	Alternate Director for Vicki Riggio
Christopher Green	Resigned as Director November 1, 2023

Review and results of operations

During the year, the Fund invested in accordance with the investment objective and guidelines as set out in the governing documents of the Fund and in accordance with the provision of the Fund's Constitution.

Results

The performance of the Fund, as represented by the results of its operations, was as follows:

	Year ended	
	June 30, 2024	June 30, 2023
Profit/(loss) (\$'000)	2,819	1,187
Distributions paid and payable (\$000)		
31 December	299	450
30 June	259	831
Total distributions	558	1,281
Distributions (cents per unit)		
31 December	2.21	3.14
30 June	1.76	6.00

Significant changes in state of affairs

On November 1, 2023, Alexis Dodwell was appointed as Director of the Responsible Entity and Christopher Green resigned as Director of the Responsible Entity .

On May 8, 2024, Perpetual Limited announced it had entered into a Scheme Implementation Deed with an affiliate of Kohlberg Kravis Roberts & Co. L.P. (together with its affiliates, "KKR") who will acquire 100% of the businesses and entities comprising Wealth Management and Corporate Trust from Perpetual Shareholders via a Scheme of Arrangement, for total cash consideration of A\$2.175 billion ("Scheme"). If the Scheme is implemented, the The Trust Company (RE Services) Limited entity will be acquired by KKR.

The Scheme is subject to satisfaction of a number of conditions precedent set out in the Scheme Implementation Deed as well as approvals including court, regulatory and the requisite shareholder approval with implementation expected to occur in late February or early March 2025.

In the opinion of the Directors, there were no other significant changes in the state of affairs of the Fund that occurred during the year.

Matters subsequent to the end of the financial year

No matters or circumstances have arisen since June 30, 2024 that has significantly affected, or may significantly affect:

- (i) the operations of the Fund in future financial years; or
- (ii) the results of those operations in future financial years; or
- (iii) the state of affairs of the Fund in future financial years.

Directors' report (continued)

Likely developments and expected results of operations

The Fund will continue to be managed in accordance with the investment objectives and guidelines as set out in the governing documents of the Fund and in accordance with the provisions of the Fund's Constitution.

The results of the Fund's operations will be affected by a number of factors, including the performance of investment markets in which the Fund invests. Investment performance is not guaranteed and future returns may differ from past returns. As investment conditions change over time, past returns should not be used to predict future returns.

Indemnification and insurance of officers and auditors

No insurance premiums are paid for out of the assets of the Fund in regard to the insurance cover provided to either the officers of the Responsible Entity or the auditors of the Fund. So long as the officers of the Responsible Entity act in accordance with the Fund's Constitution and the *Corporations Act 2001*, the officers remain indemnified out of the assets of the Fund against losses incurred while acting on behalf of the Fund.

The auditors of the Fund are in no way indemnified out of the assets of the Fund.

Fees paid to and interests held in the Fund by the Responsible Entity or its associates

Fees paid to the Responsible Entity and its associates out of Fund's property during the year are disclosed in Note 12 of the financial statements.

No fees were paid out of the Fund's property to the Directors of the Responsible Entity during the year.

The number of units in the Fund held by the Responsible Entity or its associates as at the end of the financial year are disclosed in Note 12 of the financial statements.

Units in the Fund

The movement in units on issue in the Fund during the year is disclosed in Note 7 of the financial statements.

The value of the Fund's assets and liabilities is disclosed in the Statement of financial position and derived using the basis set out in Note 2 of the financial statements.

Environmental regulation

The operations of the Fund are not subject to any particular or significant environmental regulations under Commonwealth, State or Territory law.

Rounding of amounts to the nearest thousand dollars


The Fund is an entity of a kind referred to in *ASIC Corporations (Rounding in Financial/Directors' Reports) Instrument 2016/191* issued by the Australian Securities and Investments Commission ("ASIC") relating to the "rounding off" of amounts in the Directors' report. Amounts in the Directors' report have been rounded to the nearest thousand dollars in accordance with that *ASIC Corporations Instrument*, unless otherwise indicated.

Directors' report (continued)

Auditor's independence declaration

A copy of the Auditor's Independence Declaration as required under section 307C of the *Corporations Act 2001* is set out on page 5.

This report is made in accordance with a resolution of the Directors of The Trust Company (RE Services) Limited.

A handwritten signature in black ink, appearing to be 'V. Pegg', written in a cursive style.

Director
The Trust Company (RE Services) Limited

Sydney
September 9 2024



**Building a better
working world**

Ernst & Young
200 George Street
Sydney NSW 2000 Australia
GPO Box 2646 Sydney NSW 2001

Tel: +61 2 9248 5555
Fax: +61 2 9248 5959
ey.com/au

Auditor's independence declaration to the directors of The Trust Company (RE Services) Limited as the Responsible Entity of Microequities Value Income Fund

As lead auditor for the audit of the financial report of Microequities Value Income Fund for the financial year ended 30 June 2024, I declare to the best of my knowledge and belief, there have been:

- a. No contraventions of the auditor independence requirements of the *Corporations Act 2001* in relation to the audit;
- b. No contraventions of any applicable code of professional conduct in relation to the audit; and
- c. No non-audit services provided that contravene any applicable code of professional conduct in relation to the audit.

Ernst & Young

Ernst & Young

A handwritten signature in black ink, appearing to read 'Jim Chuang', with a stylized flourish at the end.

Jim Chuang

Partner

9 September 2024

Microequities Value Income Fund
Statement of comprehensive income
For the year ended June 30, 2024

Statement of comprehensive income

		Year ended	
		June 30, 2024	June 30, 2023
		\$'000	\$'000
Investment income			
		770	1,060
		10	5
	5	2,292	367
		3,072	1,432
Expenses			
	12	251	245
	12	2	-
		253	245
		2,819	1,187
		-	-
		2,819	1,187

The above Statement of comprehensive income should be read in conjunction with the accompanying notes.

Microequities Value Income Fund
Statement of financial position
As at June 30, 2024

Statement of financial position

		As at	
	Notes	June 30, 2024 \$'000	June 30, 2023 \$'000
Assets			
Cash and cash equivalents	9	1,722	401
GST receivable		7	4
Dividends receivable		9	40
Financial assets at fair value through profit or loss	6	<u>20,195</u>	<u>18,500</u>
Total assets		<u>21,933</u>	<u>18,945</u>
Liabilities			
Distributions payable	8	259	831
Management fees payable		23	20
Total liabilities		<u>282</u>	<u>851</u>
Net assets attributable to unitholders – equity	7	<u>21,651</u>	<u>18,094</u>

The above Statement of financial position should be read in conjunction with the accompanying notes.

Microequities Value Income Fund
Statement of changes in equity
For the year ended June 30, 2024

Statement of changes in equity

	Notes	Year ended	
		June 30, 2024 \$'000	June 30, 2023 \$'000
Total equity at the beginning of the financial year		18,094	14,855
Comprehensive income/(loss) for the year			
Profit/(loss) for the year		2,819	1,187
Other comprehensive income		-	-
Total comprehensive income/(loss) for the year		<u>2,819</u>	<u>1,187</u>
Transactions with unitholders			
Applications	7	5,294	6,546
Redemptions	7	(4,238)	(3,464)
Reinvestments	7	240	251
Distributions paid and payable	7, 8	(558)	(1,281)
Total transactions with unitholders		<u>738</u>	<u>2,052</u>
Total equity at the end of the financial year		<u>21,651</u>	18,094

The above Statement of changes in equity should be read in conjunction with the accompanying notes.

Microequities Value Income Fund
Statement of cash flows
For the year ended June 30, 2024

Statement of cash flows

		Year ended	
		June 30, 2024	June 30, 2023
Notes		\$'000	\$'000
Cash flows from operating activities			
	Proceeds from sale of financial instruments at fair value through profit or loss	5,610	4,323
	Payments for purchase of financial instruments at fair value through profit or loss	(4,993)	(8,275)
	Dividends received	781	996
	Interest received from financial asset at amortised cost	10	5
	Management fees paid	(248)	(242)
	Performance fees paid	(2)	-
	Other expenses paid	(3)	-
	Net cash inflow/(outflow) from operating activities	<u>1,155</u>	<u>(3,193)</u>
10(a)			
Cash flows from financing activities			
	Proceeds from applications by unitholders	5,294	6,546
	Payments for redemptions to unitholders	(4,238)	(3,464)
	Distributions paid	(890)	(674)
	Net cash inflow/(outflow) from financing activities	<u>166</u>	<u>2,408</u>
	Net increase/(decrease) in cash and cash equivalents	1,321	(785)
	Cash and cash equivalents at the beginning of the year	401	1,186
	Cash and cash equivalents at the end of the year	<u>1,722</u>	<u>401</u>
9			
	Non-cash financing activities	<u>240</u>	<u>251</u>
10(b)			

The above Statement of cash flows should be read in conjunction with the accompanying notes.

Notes to the financial statements

Contents	Page
1 General information	11
2 Summary of material accounting policies	11-15
3 Financial risk management	15-18
4 Fair value measurement	18-19
5 Net gains/(losses) on financial instruments at fair value through profit or loss	19
6 Financial assets at fair value through profit or loss	19
7 Net assets attributable to unitholders	20
8 Distributions to unitholders	20
9 Cash and cash equivalents	20
10 Reconciliation of profit/(loss) to net cash inflow/(outflow) from operating activities	21
11 Remuneration of auditors	21
12 Related party transactions	21-23
13 Significant events during the year	23
14 Events occurring after year end	23
15 Contingent assets and liabilities and commitments	23

1 General information

These financial statements cover Microequities Value Income Fund (the "Fund") as an individual entity. The Fund was constituted on November 9, 2018 and commenced operations on January 31, 2019. The Fund will terminate in accordance with the provisions of the Fund's Constitution.

The Trust Company (RE Services) Limited (ABN 45 003 278 831) (AFSL 235150) is the responsible entity of the Fund (the "Responsible Entity"). The Responsible Entity's registered office is Level 18 Angel Place, 123 Pitt Street, Sydney, NSW 2000.

The Responsible Entity is incorporated and domiciled in Australia.

The investment manager of the Fund is Microequities Asset Management Pty Ltd (the "Investment Manager").

The Fund invests primarily in ASX listed securities, which at the time of initial investment are generally outside the ASX200 index.

The financial statements of the Fund are for the year ended June 30, 2024. The financial statements are presented in the Australian currency.

The financial statements were authorised for issue by the Directors of the Responsible Entity (the "Directors of the Responsible Entity") on September 9 2024. The Directors of the Responsible Entity have the power to amend and reissue the financial statements.

2 Summary of material accounting policies

The principal accounting policies applied in the preparation of these financial statements are set out below. These policies have been consistently applied to all years presented, unless otherwise stated in the following text.

(a) Basis of preparation

These general purpose financial statements have been prepared in accordance with Australian Accounting Standards and Interpretations issued by the Australian Accounting Standards Board ("AASB") and the *Corporations Act 2001* in Australia. The Fund is a for-profit entity for the purpose of preparing the financial statements.

The financial statements are prepared on the basis of fair value measurement of assets and liabilities, except where otherwise stated.

The Statement of financial position is presented on a liquidity basis. Assets and liabilities are presented in decreasing order of liquidity and are not distinguished between current and non-current. All balances are expected to be recovered or settled within twelve months, except for investments in financial assets and financial liabilities at fair value through profit or loss.

The Fund manages financial assets at fair value through profit or loss based on the economic circumstances at any given point in time, as well as to meet any liquidity requirements. As such, it is expected that a portion of the portfolio will be realised within twelve months, however, an estimate of that amount cannot be determined as at year end.

(i) Compliance with International Financial Reporting Standards (IFRS)

The financial statements of the Fund also comply with International Financial Reporting Standards as issued by the International Accounting Standards Board.

(ii) New and amended standards adopted by the Fund

The Fund has applied the following standards and amendments for the first time for its annual reporting period commencing 1 July 2023:

- AASB 2021-2 Amendments to Australian Accounting Standards – Disclosure of Accounting Policies Definition of Accounting Estimates [AASB 7, AASB 101, AASB 108, AASB 134 & AASB Practice Statement 2]

The amendment listed above did not have any impact on the amounts recognised in prior periods and are not expected to significantly affect the current or future periods.

(iii) New standards, amendments and interpretations effective after July 1, 2024 and have not been early adopted

A number of new standards, amendments to standards and interpretations are effective for annual periods beginning after July 1, 2024, and have not been early adopted in preparing these financial statements. These amendments are being assessed for any material impact on the Fund in the current or future reporting periods and on foreseeable future transactions.

2 Summary of material accounting policies (continued)

(b) Financial instruments

(i) Classification

- Financial assets

The Fund classifies its investments based on its business model for managing those financial assets and the contractual cash flow characteristics of the financial assets. The Fund's portfolio of financial assets is managed and performance is evaluated on a fair value basis in accordance with the Fund's documented investment strategy. The Fund's policy is for the Responsible Entity to evaluate the information about these financial assets on a fair value basis together with other related financial information.

For equity securities, the contractual cash flows of these instruments do not represent solely payments of principal and interest. Consequently, these investments are measured at fair value through profit or loss.

The financial assets measured at amortised cost are subject to the expected credit loss ("ECL") model impairment model under AASB 9.

- Financial liabilities

For financial liabilities that are not classified and measured at fair value through profit or loss, these are classified as financial liabilities at amortised cost (distributions payable and management fees payable).

(ii) Recognition and derecognition

The Fund recognises financial assets and financial liabilities on the date it becomes party to the contractual agreement (trade date) and recognises changes in fair value of the financial assets or financial liabilities from this date.

Investments are derecognised when the right to receive cash flows from the investments have expired or the Fund has transferred substantially all risks and rewards of ownership.

The Fund derecognises a financial liability when the obligation under the liability is discharged, cancelled or expired, or when there is substantial modification.

(iii) Measurement

At initial recognition, the Fund measures a financial asset at its fair value. Transaction costs of financial assets carried at fair value through profit or loss are expensed in the Statement of comprehensive income.

Subsequent to initial recognition, all financial assets at fair value through profit or loss are measured at fair value. Gains and losses arising from changes in the fair value of the financial assets or financial liabilities at fair value through profit or loss category are presented in the Statement of comprehensive income within 'net gains/(losses) on financial instruments at fair value through profit or loss' in the year in which they arise.

Further details on how the fair value of financial instruments are determined are disclosed in Note 4.

(iv) Offsetting financial instruments

Financial assets and liabilities are offset and the net amount reported in the Statement of financial position when there is a legally enforceable right to offset the recognised amounts and there is an intention to settle on a net basis, or realise the asset and settle the liability simultaneously.

As at the end of the reporting year there are no financial assets or liabilities offset or which could be offset in the Statement of financial position.

(v) Impairment

At each reporting date, the Fund shall measure the loss allowance on financial assets at amortised cost (cash, due from broker and receivables) at an amount equal to the lifetime ECL if the credit risk has increased significantly since initial recognition. If, at the reporting date, the credit risk has not increased significantly since initial recognition, the Fund shall measure the loss allowance at an amount equal to 12-month ECL. Significant financial difficulties of the counterparty, probability that the counterparty will enter bankruptcy or financial reorganisation, and default in payments are all considered indicators that the asset is credit impaired. If the credit risk increases to the point that it is considered to be credit impaired, interest income will be calculated based on the net carrying amount adjusted for the loss allowance. A significant increase in credit risk is defined by management as any contractual payment which is more than 30 days past due. Any contractual payment which is more than 90 days past due is considered credit impaired.

(c) Net assets attributable to unitholders

Units are redeemable at the unitholders' option, however, applications and redemptions may be suspended by the Responsible Entity if it is in the best interests of the unitholders. The units can be put back to the Fund at any time for cash based on the redemption price.

2 Summary of material accounting policies (continued)

(c) Net assets attributable to unitholders (continued)

The units are carried at the redemption amount that is payable at balance sheet date if the holder exercises the right to put the units back to the Fund. This amount represents the expected cash flows on redemption of these units.

Units are classified as equity when they satisfy the following criteria under *AASB 132 Financial instruments: Presentation*:

- the puttable financial instrument entitles the holder to a pro-rata share of net assets in the event of the Fund's liquidation;
- the puttable financial instrument is in the class of instruments that is subordinate to all other classes of instruments and class features are identical;
- the puttable financial instrument does not include any contractual obligations to deliver cash or another financial asset, or to exchange financial instruments with another entity under potentially unfavourable conditions to the Fund, and it is not a contract settled in the Fund's own equity instruments; and
- the total expected cash flows attributable to the puttable financial instrument over the life are based substantially on the profit or loss.

The Fund's units have been classified as equity as they satisfied all the above criteria. This has been consistently applied during the year.

(d) Cash and cash equivalents

Cash comprises deposits held at custodian bank. Cash equivalents are short-term, highly liquid investments with an original maturity of three months or less that are readily convertible into known amounts of cash, are subject to an insignificant risk of changes in value and are held for the purpose of meeting short-term cash commitments rather than for investment or other purposes.

Payments and receipts relating to the purchase and sale of investment securities are classified as cash flows from operating activities, as movements in the fair value of these securities represent the Fund's main income generating activity.

(e) Investment income

Interest income from financial assets at amortised cost is recognised on a time-proportionate basis using the effective interest method and includes interest from cash and cash equivalents.

Dividend income from financial assets at fair value through profit or loss is recognised in the Statement of comprehensive income within dividend income when the Fund's right to receive payments is established.

Dividend income is recognised on the ex-dividend date with any related foreign withholding tax recorded as an expense. The Fund currently incurs withholding tax imposed by certain countries on investment income. Such income is recorded gross of withholding tax in the Statement of comprehensive income.

Other changes in fair value for such instruments are recorded in accordance with the policies described in Note 2(b) to the financial statements. Other income is recognized on an accruals basis.

(f) Expenses

All expenses, including management fees and performance fees are recognised in the Statement of comprehensive income on an accrual basis.

(g) Income tax

Under current legislation, the Fund is not subject to income tax provided it attributes the entirety of its taxable income to its unitholders.

(h) Distributions

Distributions are payable as set out in the Fund's offering document. Such distributions are determined by the Responsible Entity of the Fund. Distributable income includes capital gains arising from the disposal of financial instruments. Unrealised gains and losses on financial instruments that are recognised as income are transferred to net assets attributable to unitholders and are not assessable and distributable until realised.

Financial instruments at fair value may include unrealised capital gains. Should such a gain be realised, that portion of the gain that is subject to capital gains tax will be distributed so that the Fund is not subject to capital gains tax.

Realised capital losses are not distributed to unitholders but are retained in the Fund to be offset against any realised capital gains. If realised capital gains exceed realised capital losses, the excess is distributed to unitholders.

The benefits of imputation credits and foreign tax paid are passed on to unitholders.

2 Summary of material accounting policies (continued)

(i) Increase/decrease in net assets attributable to unitholders

Income not distributed is included in net assets attributable to unitholders. As the Fund's units are classified as equities, movements in net assets attributable to unitholders are recognised in the Statement of changes in equity.

(j) Receivables

Receivables may include amounts for interest and distributions. Interest is accrued at each dealing date in accordance with policy set out in Note 2(e) above. Dividends are accrued when the right to receive payment is established. Amounts are generally received within 30 days of being recorded as receivables.

Receivables also include such items as Reduced Input Tax Credit ("RITC") and application monies receivable from unitholders.

Receivables are recognised at amortised cost using the effective interest method, less any allowance for ECL. The Fund has applied a simplified approach to measuring ECL, which uses a lifetime expected loss allowance. To measure the ECL, receivables have been grouped based on days overdue.

The amount of the impairment loss, if any, is recognised in the Statement of comprehensive income within other expenses. When a trade receivable for which an impairment allowance had been recognised becomes uncollectible in a subsequent period, it is written off against the allowance account. Subsequent recoveries of amounts previously written off are credited against other expenses in the Statement of comprehensive income.

(k) Payables

Payables include liabilities and accrued expenses owed by the Fund which are unpaid as at the end of the reporting year.

Payables may include amounts for redemptions of units in the Fund where settlement has not yet occurred. These amounts are unsecured and are usually paid within 30 days of recognition.

The distribution amount payable to unitholders as at the end of each reporting year is recognised separately in the Statement of financial position when unitholders are presently entitled to the distributable income under the Fund's Constitution.

(l) Applications and redemptions

Applications received for units in the Fund are recorded net of any entry fees payable prior to the issue of units in the Fund. Redemptions from the Fund are recorded gross of any exit fees payable after the cancellation of units redeemed.

(m) Goods and services tax (GST)

The GST incurred on the costs of various services provided to the Fund by third parties such as audit fees, custodian services and Responsible Entity fees have been passed onto the Fund. The Fund qualifies for RITC at a rate of 55% or 75%, hence Responsible Entity fees, Administration and custody fees and other expenses have been recognised in the Statement of comprehensive income net of the amount of GST recoverable from the Australian Taxation Office ("ATO"). Accounts payable are inclusive of GST. The net amount of GST recoverable from the ATO is included in receivables in the Statement of financial position. Cash flows relating to GST are included in the Statement of cash flows on a gross basis.

(n) Use of estimates

The Fund makes estimates and assumptions that affect the reported amounts of assets and liabilities within the next financial year. Estimates are continually evaluated and are based on historical experience and other factors, including expectations of future events that are believed to be reasonable under the circumstances.

For the majority of the Fund's financial instruments, quoted market prices are readily available. For more information on how fair value is calculated, please refer to Note 4 to the financial statements.

Models use observable data, to the extent practicable. However, areas such as credit risk (both own and counterparty), volatilities and correlations require Investment Manager to make estimates. Changes in assumptions about these factors could affect the reported fair value of financial instruments.

For certain other balances reported on Statement of financial position, including amounts due from/to brokers, accounts payable and accrued expenses, the carrying amounts approximate fair value due to the immediate or short-term nature of these financial instruments.

(o) Rounding of amounts

The Fund is an entity of a kind referred to in *ASIC Corporations (Rounding in Financial/Directors' Reports) Instrument 2016/191* issued by the Australian Securities and Investments Commission ("ASIC") relating to the "rounding off" of amounts in the financial statements. Amounts in the financial statements have been rounded to the nearest thousand dollars in accordance with that *ASIC Corporations Instrument*, unless otherwise indicated.

2 Summary of material accounting policies (continued)

(p) Due from/to brokers

Amount due from/to brokers represent receivables for securities sold and payable for securities purchased that have been contracted for but not yet delivered by the end of the year. The due from brokers balance is held for collection and are recognised initially at fair value and subsequently measured at amortised cost.

3 Financial risk management

(a) Overview

The Fund's activities expose it to a variety of financial risks. The management of these risks is undertaken by the Fund's Investment Manager who has been appointed by the Responsible Entity under an Investment Management Agreement to manage the Fund's assets in accordance with the Investment Objective and Strategy.

The Responsible Entity has in place a framework which includes:

- The Investment Manager providing the Responsible Entity with regular reports on their compliance with the Investment Management Agreement;
- Completion of regular reviews on the Service Provider which may include a review of the investment managers risk management framework to manage the financial risks of the Fund; and
- Regular reporting on the liquidity of the Fund in accordance with the Fund's Liquidity Risk Management Statement.

The Fund's Investment Manager has in place a framework to identify and manage the financial risks in accordance with the investment objective and strategy. This includes an investment due diligence process and on-going monitoring of the investments in the Fund. Specific controls the Investment Manager applies to manage the financial risks are detailed under each risk specified below.

(b) Market risk

Market risk is the risk that changes in market risk factors, such as equity prices, foreign exchange rates, interest rates and other market prices will affect the Fund's income or the carrying value of financial instruments. The objective of market risk management is to manage and control market risk exposures within acceptable parameters, while optimising the return on risk.

(i) Price risk

Market price risk is the risk that the value of a financial instrument will fluctuate as a result of changes in market prices, whether those changes are caused by factors specific to the individual instrument or factors affecting all instruments in the market.

All securities investments present a risk of loss of capital. The Fund's market price risk is managed through (i) deliberate securities selection, and (ii) diversification of the investment portfolio.

The Fund manages market price risk by establishing limits as to the types and degrees of risk that may be undertaken. Additionally, the Fund monitors the fluctuation in its value and compares these fluctuations to its risk objective.

As at year end, the overall market exposures were as follows:

	Fair value	% of net asset
As at June 30, 2024	\$'000	attributable to
Financial assets at fair value through profit or loss		unitholders
Listed equities	20,195	93.28%
Total financial assets at fair value through profit or loss	20,195	93.28%
 As at June 30, 2023		
Listed equities	18,500	102.24%
Total financial assets at fair value through profit or loss	18,500	102.24%

The table in Note 3(c) summarises the impact of an increase/decrease of underlying investment prices on the Fund's operating profit and net assets attributable to unitholders. The analysis is based on the assumption that the underlying investment prices changed by +/- 10% (2023: +/- 10%) from the year end prices with all other variables held constant.

3 Financial risk management (continued)

(b) Market risk (continued)

(ii) Interest rate risk

Interest rate risk is the risk that the value of a financial instrument will fluctuate due to changes in market interest rates.

The majority of the Fund's assets are held in equities which are non-interest bearing securities. Hence, the Fund is not exposed to significant interest rate risk. The impact of interest rate risk on net assets attributable to unitholders and operating profit is considered immaterial to the Fund.

The table below summarises the Fund's exposure to interest rate risk.

As at June 30, 2024	Floating interest rate \$'000	Fixed interest rate \$'000	Non-interest bearing \$'000	Total \$'000
Financial assets				
Cash and cash equivalents	1,722	-	-	1,722
GST receivable	-	-	7	7
Dividends receivable	-	-	9	9
Financial assets at fair value through profit or loss	-	-	20,195	20,195
Total financial assets	1,722	-	20,211	21,933
Financial liabilities				
Distributions payable	-	-	259	259
Management fees payable	-	-	23	23
Total financial liabilities	-	-	282	282
Net exposure	1,722	-	19,929	21,651
As at June 30, 2023				
Financial assets				
Cash and cash equivalents	401	-	-	401
GST receivable	-	-	4	4
Dividends receivable	-	-	40	40
Financial assets at fair value through profit or loss	-	-	18,500	18,500
Total financial assets	401	-	18,544	18,945
Financial liabilities				
Distributions payable	-	-	831	831
Management fees payable	-	-	20	20
Total financial liabilities	-	-	851	851
Net exposure	401	-	17,693	18,094

The table in Note 3(c) summarises the impact of an increase/decrease of interest rates on the Fund's operating profit and net assets attributable to unitholders through changes in fair value or changes in future cash flows. The analysis is based on the assumption that interest rates changed by +/- 100 basis points (2023: +/- 100 basis points) from the year end rates with all other variables held constant.

(c) Summarised sensitivity analysis

The following table summarises the sensitivity of the Fund's operating profit and net assets attributable to unitholders to market risks. The reasonably possible movements in the risk variables have been determined based on management's best estimate, having regard to a number of factors, including historical levels of changes in foreign exchange rates, interest rates and the historical correlation of the Fund's investments with the relevant benchmark and market volatility. However, actual movements in the risk variables may be greater or less than anticipated due to a number of factors, including unusually large market movements resulting from changes in the performance of and/or correlation between the performances of the economies, markets and securities in which the Fund invests. As a result, historic variations in risk variables should not be used to predict future variances in the risk variables.

3 Financial risk management (continued)

(c) Summarised sensitivity analysis (continued)

	Impact on operating profit/(loss)/net assets attribute to unitholders			
	Price risk		Interest rate risk	
	+10% \$'000	-10% \$'000	+100bps \$'000	-100bps \$'000
As at June 30, 2024	2,020	(2,020)	17	(17)
As at June 30, 2023	1,850	(1,850)	4	(4)

(d) Credit risk

Credit risk is the risk that an issuer or counterparty will be unable or unwilling to pay amounts in full when due.

The maximum exposure to credit risk at the end of the reporting year is the carrying amount of the financial assets.

(i) Bank deposits and assets held with the custodian

The Fund's financial assets which are potentially subject to concentrations of credit risk consist principally of bank deposits and assets held with the custodian.

The table below summarises these assets as at June 30, 2024 and June 30, 2023.

As at June 30, 2024

	\$'000	Credit rating	Source of credit rating
Banks, Brokers and Custodian			
J.P. Morgan Chase Bank, N.A. (Sydney Branch)	21,917	A-1	Standard & Poor's

The custody balance with J.P. Morgan Chase Bank, N.A. (Sydney Branch) includes cash and cash equivalents totalling \$1,722,235 and investments in equities totalling \$20,195,711 as at June 30, 2024.

As at June 30, 2023

Banks, Brokers and Custodian	18,901	A-1	Standard & Poor's
J.P. Morgan Chase Bank, N.A. (Sydney Branch)			

The custody balance with J.P. Morgan Chase Bank, N.A. (Sydney Branch) includes cash and cash equivalents totalling \$400,624 and investments in equities totalling \$18,499,765 as at June 30, 2023.

The Fund minimises counterparty credit risk through credit limits and approvals, credit monitoring procedures, executing master netting arrangements and managing margin and collateral requirements, as appropriate.

The Fund also limits its exposure to credit risk by transacting the majority of its securities and contractual commitment activities with broker-dealers, banks and regulated exchanges with high credit ratings and that the Investment Manager considers to be well established.

(e) Liquidity risk

Liquidity risk is the risk that the Fund may not be able to generate sufficient cash resources to settle its obligations in full as they fall due and can only do so on terms that are materially disadvantageous.

The Fund is exposed to daily cash redemptions of units in the Fund. The Fund invests the majority of its assets in investments that are traded in an active market and can be readily disposed of.

In order to manage the Fund's overall liquidity, the Responsible Entity has the discretion to reject an application for units and to defer or adjust redemption of units if the exercise of such discretion is in the best interests of unitholders. The Fund did not reject or withhold any redemptions during 2024 and 2023.

3 Financial risk management (continued)

(e) Liquidity risk (continued)

The table below analyses the Fund's financial liabilities into relevant maturity groupings based on the remaining period to contractual maturity, as of the reporting year end. The amounts in the table are the contractual undiscounted cash flows. Balances that are due within 12 months equal their carrying balances as the impact of discounting is not significant.

	Less than 1 month \$'000	1-6 months \$'000	6-12 months \$'000	Over 12 months \$'000	No stated maturity \$'000
As at June 30, 2024					
Distributions payable	259	-	-	-	-
Management fees payable	23	-	-	-	-
Total financial liabilities	282	-	-	-	-
As at June 30, 2023					
Distributions payable	831	-	-	-	-
Management fees payable	20	-	-	-	-
Total financial liabilities	851	-	-	-	-

4 Fair value measurement

The Fund measures and recognises the following assets and liabilities at fair value on a recurring basis.

- Financial assets at fair value through profit or loss (FVTPL) (see Note 6)

The Fund has no assets or liabilities measured at fair value on a non-recurring basis in the current reporting year. AASB 13 *Fair Value Measurement* requires disclosure of fair value measurements by level of the following fair value hierarchy:

- quoted prices (unadjusted) in active markets for identical assets or liabilities (level 1);
- inputs other than quoted prices included within level 1 that are observable for the asset or liability, either directly or indirectly (level 2); and
- inputs for the asset or liability that are not based on observable market data (unobservable inputs) (level 3).

(i) Fair value in an active market (level 1)

The fair value of financial assets and liabilities traded in active markets is based on their quoted market prices at the end of the reporting year without any deduction for estimated future selling costs.

The Fund values its investments in accordance with the accounting policies set out in Note 2 to the financial statements. For the majority of investments, information provided by independent pricing services is relied upon for valuation of investments.

The quoted market price used to fair value financial assets and financial liabilities held by the Fund is the last-traded prices.

A financial instrument is regarded as quoted in an active market if quoted prices are readily and regularly available from an exchange, dealer, broker, industry group, pricing service, or regulatory agency, and those prices represent actual and regularly occurring market transactions on an arm's length basis.

An active market is a market in which transactions for the asset or liability take place with sufficient frequency and volume to provide pricing information on an ongoing basis.

(ii) Valuation techniques used to derive level 2 and level 3 fair value

The fair value of financial assets and liabilities that are not exchange-traded in an active market is determined using valuation techniques. These include the use of recent arm's length market transactions, reference to the current fair value of a substantially similar other instrument, discounted cash flow techniques, option pricing models or any other valuation technique that provides a reliable estimate of prices obtained in actual market transactions. If all significant inputs required to fair value an instrument are observable, the instrument is included in level 2. If one or more of the significant inputs is not based on observable market data, the instrument is included in level 3. This may be the case for certain unlisted shares, certain corporate debt securities and managed funds unlisted unit trusts with suspended applications and withdrawals.

4 Fair value measurement (continued)

(iii) Recognised fair value measurements

The following table presents the Fund's financial assets and liabilities measured and recognised at fair value as at June 30, 2024 and June 30, 2023.

As at June 30, 2024	Level 1 \$'000	Level 2 \$'000	Level 3 \$'000	Total \$'000
Financial assets at fair value through profit or loss				
Listed equities	20,195	-	-	20,195
Total financial assets at fair value through profit or loss	20,195	-	-	20,195
As at June 30, 2023				
Financial assets at fair value through profit or loss				
Listed equities	18,500	-	-	18,500
Total financial assets at fair value through profit or loss	18,500	-	-	18,500

(iv) Transfers between levels

The Fund's policy is to recognise transfers into and transfers out of fair value hierarchy levels as at the end of the reporting year.

There were no transfers between the levels in the fair value hierarchy for the year ended June 30, 2024 and June 30, 2023.

(v) Fair value measurements using significant unobservable inputs (level 3)

The Fund did not hold any financial instruments with fair value measurements using significant unobservable inputs during the year ended June 30, 2024 or June 30, 2023.

(vi) Valuation processes

Portfolio reviews are undertaken regularly by Investment Manager to identify securities that potentially may not be actively traded or have stale security pricing. This process identifies securities which possibly could be regarded as being level 3 securities.

Further analysis, should it be required, is undertaken to determine the accounting significance of the identification. For certain security types, in selecting the most appropriate valuation model, Investment Manager performs back testing and considers actual market transactions. Changes in allocation to or from level 3 are analysed at the end of each reporting year.

(vii) Fair values of other financial instruments

The Fund did not hold any financial instruments which were not measured at fair value in the Statement of financial position. Due to their short-term nature, the carrying amounts of receivables and payables are assumed to approximate fair value.

5 Net gains/(losses) on financial instruments at fair value through profit or loss

	Year ended	
	June 30, 2024 \$'000	June 30, 2023 \$'000
Financial assets		
Net realised gains/(losses) on financial assets at fair value through profit or loss	(201)	498
Net unrealised gains/(losses) on financial assets at fair value through profit or loss	2,493	(131)
Total net gains/(losses) on financial instruments at fair value through profit or loss	2,292	367

6 Financial assets at fair value through profit or loss

	As at	
	June 30, 2024 \$'000	June 30, 2023 \$'000
Financial assets at fair value through profit or loss		
Listed equities	20,195	18,500
Total financial assets at fair value through profit or loss	20,195	18,500

An overview of the risk exposure relating to financial assets at fair value through profit or loss is included in Note 3.

7 Net assets attributable to unitholders

Under AASB 132 *Financial instruments: Presentation*, puttable financial instruments meet the definition of a financial liability to be classified as equity where certain strict criteria are met. The Fund has elected into AMIT tax regime since constitution. The Fund does not have a contractual obligation to pay distributions to unitholders. Therefore, the net assets attributable to unitholders of the Fund meet the criteria set out under AASB 132 and are classified as equity.

Movements in the number of units and net assets attributable to unitholders during the year were as follows:

	As at			
	June 30, 2024 No. of units 000	June 30, 2023 No. of units 000	June 30, 2024 \$ 000	June 30, 2023 \$ 000
Opening balance	13,857	11,554	18,094	14,855
Applications	3,692	4,654	5,294	6,546
Redemptions	(3,057)	(2,541)	(4,238)	(3,464)
Units issued upon reinvestment of distributions	180	190	240	251
Distributions paid and/or payable	-	-	(558)	(1,281)
Profit/(loss) for the year	-	-	2,819	1,187
Closing balance	14,672	13,857	21,651	18,094

As stipulated within the Fund's Constitution, each unit represents a right to an individual share in the Fund and does not extend to a right to the underlying assets of the Fund. There are no separate classes of units and each unit has the same rights attaching to it as all other units of the Fund.

Capital risk management

The Fund classifies its net assets attributable to unitholders as equity. The amount of net assets attributable to unitholders can change significantly on a daily basis as the Fund is subject to daily applications and redemptions at the discretion of unitholders.

Daily applications and redemptions are reviewed relative to the liquidity of the Fund's underlying assets on a daily basis by the Responsible Entity. Under the terms of the Fund's Constitution, the Responsible Entity has the discretion to reject an application for units and to defer or adjust redemption of units if the exercise of such discretion is in the best interests of unitholders.

8 Distributions to unitholders

Distributions are payable at the end of each applicable period. Such distributions are determined by reference to the net taxable income of the Fund.

The distributions for the year were as follows:

	Year ended		Year ended	
	June 30, 2024 \$'000	June 30, 2024 CPU*	June 30, 2023 \$'000	June 30, 2023 CPU*
Distribution - December	299	2.21	450	3.14
Distributions payable (June)	259	1.76	831	6.00
Total distributions	558		1,281	

* Distribution is expressed as cents per unit amount in Australian Dollars.

9 Cash and cash equivalents

	As at	
	June 30, 2024 \$'000	June 30, 2023 \$'000
Cash at bank	1,722	401
Total cash and cash equivalents	1,722	401

10 Reconciliation of profit/(loss) to net cash inflow/(outflow) from operating activities

	Year ended	
	June 30, 2024 \$'000	June 30, 2023 \$'000
(a) Reconciliation of profit/(loss) to net cash inflow/(outflow) from operating activities		
Profit/(loss) for the year	2,819	1,187
Proceeds from sale of financial instruments at fair value through profit or loss	5,610	4,323
Payments for purchase of financial instruments at fair value through profit or loss	(4,993)	(8,275)
Net (gains)/losses on financial instruments at fair value through profit or loss	(2,292)	(367)
Net change in receivables	28	(37)
Net change in payables	3	3
Distribution reinvestment	(20)	(27)
Net cash inflow/(outflow) from operating activities	1,155	(3,193)
(b) Non-cash financing activities		
The following distribution payments to unitholders were satisfied by the issue of units under the distribution reinvestment plan	240	251
Total non-cash financing activities	240	251

11 Remuneration of auditors

During the year, the following fees were paid or payable for services provided by the auditors of the Fund:

	Year ended	
	June 30, 2024 \$	June 30, 2023 \$
Ernst & Young		
Audit and other assurance services		
Audit of financial statements	12,390	11,800
Total audit remuneration and other assurance services	12,390	11,800
Taxation services		
Tax compliance services	5,000	5,000
Total remuneration for taxation services	5,000	5,000
Total remuneration of Ernst & Young	17,390	16,800
PricewaterhouseCoopers		
Audit and other assurance services		
Audit of compliance plan	2,691	2,833
Total audit remuneration and other assurance services	2,691	2,833
Total remuneration of PricewaterhouseCoopers	2,691	2,833
Total remuneration of auditors	20,081	19,633

The Auditors' remuneration has been borne by the Investment Manager, refer to Note 12 for further details. Fees are stated exclusive of GST.

12 Related party transactions

For the purpose of these financial statements, parties are considered to be related to the Fund if they have the ability, directly or indirectly, to control or exercise significant influence over the Fund in making financial and operating disclosures. Related parties may be individuals or other entities.

Responsible Entity and Investment Manager

The Responsible Entity of Microequities Value Income Fund is The Trust Company (RE Services) Limited (ABN 45 003 278 831) (AFSL 235150). The Investment Manager of the Fund is Microequities Asset Management Pty Ltd.

12 Related party transactions (continued)

Key management personnel

(a) Directors

Key management personnel includes persons who were Directors of the Responsible Entity at any time during the financial year as follows:

Glenn Foster	
Vicki Riggio	
Alexis Dodwell	Appointed as Director November 1, 2023
Phillip Blackmore	Alternate Director for Vicki Riggio
Christopher Green	Resigned as Director November 1, 2023

(b) Other key management personnel

There were no other key management personnel responsible for planning, directing and controlling the activities of the Fund, directly or indirectly during the financial year.

Key management personnel unit holdings

During or since the end of the year, none of the Directors or Director related entities held units in the Fund, either directly, indirectly or beneficially.

Neither the Responsible Entity nor its affiliates held units in the Fund at the end of the year.

Key management personnel compensation

Key management personnel do not receive any remuneration directly from the Fund. They receive remuneration from a related entity of the Responsible Entity in their capacity as Directors or employees of the Responsible Entity or its related parties. Consequently, the Fund does not pay any compensation to its key management personnel. Payments made from the Fund to the Responsible Entity do not include any amounts attributable to the compensation of key management personnel.

Key management personnel loan disclosures

The Fund has not made, guaranteed or secured, directly or indirectly, any loans to the key management personnel or their personally related entities at any time during the reporting year.

Other transactions within the Fund

Apart from those details disclosed in this note, no key management personnel have entered into a material contract with the Fund since the end of the previous financial year and there were no material contracts involving Director's interests existing at year end.

Responsible Entity's/Investment Manager's fees and other transactions

Under the terms of the Fund's Constitution, the Responsible Entity is entitled to receive a fee per annum calculated as a percentage of the gross asset value of the Fund. The Investment Manager of the Fund is Microequities Asset Management Pty Ltd. The Investment Manager is entitled to receive a management and performance fee at the rates stipulated in the Fund's governing documents. The Investment Manager is also entitled to a performance fee of 20.5% (inclusive of GST less RITC) of the investment return above the performance benchmark, when the Fund achieves positive performance.

In accordance with the Product Disclosure Statement, the management fee covers all Investment Manager fees, all operating expenses of the Fund including Responsible Entity fees, custody fees, audit fees, accounting fees, legal and regulatory fees and all other normal costs (other than transaction costs). The management fee is 1.3% per annum and any fees in excess of this are incurred by the Investment Manager.

All related party transactions are conducted on normal commercial terms and conditions. The transactions during the year and amounts payable at year end between the Fund and the Responsible Entity were as follows:

	Year ended	
	June 30, 2024	June 30, 2023
Management fees for the year paid and payable by the Fund to the Investment Manager	\$ 250,607	\$ 245,003
Performance fees for the year paid and payable by the Fund to the Investment Manager	1,966	-
Aggregate amounts payable to the Investment Manager at reporting date	22,772	20,293

12 Related party transactions (continued)

Related party unitholdings

Parties related to the Fund (including The Trust Company (RE Services) Limited, its related parties and other schemes managed by The Trust Company (RE Services) Limited, hold no units in the Fund.

Investments

The Fund did not hold any investments in The Trust Company (RE Services) Limited or of its affiliates or funds managed by Microequities Asset Management Pty Ltd during the year (2023: nil).

13 Significant events during the year

On November 1, 2023, Alexis Dodwell was appointed as Director of the Responsible Entity and Christopher Green resigned as Director of the Responsible Entity .

On May 8, 2024, Perpetual Limited announced it had entered into a Scheme Implementation Deed with an affiliate of Kohlberg Kravis Roberts & Co. L.P. (together with its affiliates, "KKR") who will acquire 100% of the businesses and entities comprising Wealth Management and Corporate Trust from Perpetual Shareholders via a Scheme of Arrangement, for total cash consideration of A\$2.175 billion ("Scheme"). If the Scheme is implemented, the The Trust Company (RE Services) Limited entity will be acquired by KKR.

The Scheme is subject to satisfaction of a number of conditions precedent set out in the Scheme Implementation Deed as well as approvals including court, regulatory and the requisite shareholder approval with implementation expected to occur in late February or early March 2025.

There were no other significant events during the year.

14 Events occurring after year end

The Directors are not aware of any event or circumstance since the end of the financial year not otherwise addressed within this report that has affected or may significantly affect the operations of the Fund, the results of those operations or the state of affairs of the Fund in subsequent years. The Fund continues to operate as a going concern.

15 Contingent assets and liabilities and commitments


There are no outstanding contingent assets, liabilities or commitments as at June 30, 2024 and June 30, 2023.

Directors' declaration

In the opinion of the Directors of the Responsible Entity:

- (a) the financial statements and notes set out on pages 6 to 23 are in accordance with the *Corporations Act 2001*, including:
 - (i) complying with Australian Accounting Standards, the *Corporations Regulations 2001* and other mandatory professional reporting requirements; and
 - (ii) giving a true and fair view of the Fund's financial position as at June 30, 2024 and of its performance, for the financial year ended on that date,
- (b) there are reasonable grounds to believe that the Fund will be able to pay its debts as and when they become due and payable; and
- (c) Note 2(a)(i) confirms that the financial statements also comply with International Financial Reporting Standards as issued by the International Accounting Standards Board.

This declaration is made in accordance with a resolution of the Directors of The Trust Company (RE Services) Limited.



Director
The Trust Company (RE Services) Limited

Sydney
September 9 2024

Independent auditor's report to the unitholders of Microequities Value Income Fund

Opinion

We have audited the financial report Microequities Value Income Fund (the "Fund"), which comprises the statement of financial position as at 30 June 2024, the statement of comprehensive income, statement of changes in equity and statement of cash flows for the year then ended, notes to the financial statements, including material accounting policy information, and the directors' declaration.

In our opinion, the accompanying financial report of the Fund is in accordance with the *Corporations Act 2001*, including:

- a. Giving a true and fair view of the Fund's financial position as at 30 June 2024 and of its financial performance for the year ended on that date; and
- b. Complying with Australian Accounting Standards and the *Corporations Regulations 2001*.

Basis for opinion

We conducted our audit in accordance with Australian Auditing Standards. Our responsibilities under those standards are further described in the *Auditor's responsibilities for the audit of the financial report* section of our report. We are independent of the Fund in accordance with the auditor independence requirements of the *Corporations Act 2001* and the ethical requirements of the Accounting Professional and Ethical Standards Board's APES 110 *Code of Ethics for Professional Accountants (including Independence Standards)* (the Code) that are relevant to our audit of the financial report in Australia. We have also fulfilled our other ethical responsibilities in accordance with the Code.

We believe that the audit evidence we have obtained is sufficient and appropriate to provide a basis for our opinion.

Information other than the financial report and auditor's report thereon

The directors of the Responsible Entity are responsible for the other information. The other information is the directors' report accompanying the financial report.

Our opinion on the financial report does not cover the other information and accordingly we do not express any form of assurance conclusion thereon.

In connection with our audit of the financial report, our responsibility is to read the other information and, in doing so, consider whether the other information is materially inconsistent with the financial report or our knowledge obtained in the audit or otherwise appears to be materially misstated.

If, based on the work we have performed, we conclude that there is a material misstatement of this other information, we are required to report that fact. We have nothing to report in this regard.

Responsibilities of the directors of the Responsible Entity for the financial report

The directors of the Responsible Entity are responsible for the preparation of the financial report that gives a true and fair view in accordance with Australian Accounting Standards and the *Corporations Act 2001* and for such internal control as the directors of the Responsible Entity determine is

necessary to enable the preparation of the financial report that gives a true and fair view and is free from material misstatement, whether due to fraud or error.

In preparing the financial report, the directors of the Responsible Entity are responsible for assessing the Fund's ability to continue as a going concern, disclosing, as applicable, matters relating to going concern and using the going concern basis of accounting unless the directors of the Responsible Entity either intend to liquidate the Fund or to cease operations, or have no realistic alternative but to do so.

Auditor's responsibilities for the audit of the financial report

Our objectives are to obtain reasonable assurance about whether the financial report as a whole is free from material misstatement, whether due to fraud or error, and to issue an auditor's report that includes our opinion. Reasonable assurance is a high level of assurance, but is not a guarantee that an audit conducted in accordance with the Australian Auditing Standards will always detect a material misstatement when it exists. Misstatements can arise from fraud or error and are considered material if, individually or in the aggregate, they could reasonably be expected to influence the economic decisions of users taken on the basis of this financial report.


As part of an audit in accordance with the Australian Auditing Standards, we exercise professional judgment and maintain professional scepticism throughout the audit. We also:

- ▶ Identify and assess the risks of material misstatement of the financial report, whether due to fraud or error, design and perform audit procedures responsive to those risks, and obtain audit evidence that is sufficient and appropriate to provide a basis for our opinion. The risk of not detecting a material misstatement resulting from fraud is higher than for one resulting from error, as fraud may involve collusion, forgery, intentional omissions, misrepresentations, or the override of internal control.
- ▶ Obtain an understanding of internal control relevant to the audit in order to design audit procedures that are appropriate in the circumstances, but not for the purpose of expressing an opinion on the effectiveness of the Fund's internal control.
- ▶ Evaluate the appropriateness of accounting policies used and the reasonableness of accounting estimates and related disclosures made by the directors of the Responsible Entity.
- ▶ Conclude on the appropriateness of the directors' use of the going concern basis of accounting and, based on the audit evidence obtained, whether a material uncertainty exists related to events or conditions that may cast significant doubt on the Fund's ability to continue as a going concern. If we conclude that a material uncertainty exists, we are required to draw attention in our auditor's report to the related disclosures in the financial report or, if such disclosures are inadequate, to modify our opinion. Our conclusions are based on the audit evidence obtained up to the date of our auditor's report. However, future events or conditions may cause the Fund to cease to continue as a going concern.
- ▶ Evaluate the overall presentation, structure and content of the financial report, including the disclosures, and whether the financial report represents the underlying transactions and events in a manner that achieves fair presentation.

We communicate with the directors of the Responsible Entity regarding, among other matters, the planned scope and timing of the audit and significant audit findings, including any significant deficiencies in internal control that we identify during our audit.

Ernst & Young

Ernst & Young



Jim Chuang

Partner

Sydney

9 September 2024